

A WIRTGEN GROUP COMPANY



KLEEMANN

KLEEMANN

PRODUCT RANGE



TOP CLASS PRODUCTION

Know-how, innovation, quality.

For the past 100 years, KLEEMANN GmbH has been manufacturing innovative machines and plants for professional users in the natural stone and recycling industry. High levels of performance and innovative details, simple handling and maximum safety for the operator - this is what KLEEMANN crushing and screening plants stand for.

As one of the leading global manufacturers of tracked crushing and screening plants, KLEEMANN can look back on a long tradition: Already at the start of the last century, crushing and screening plants for the processing of rock and stone were being produced. From the mid 1950s, the company concentrated its efforts more and more on the construction of stationary crushing and screening plants and in the mid 1980s was one of the pioneers in the construction of track-mounted mobile equipment.

KLEEMANN crushing and screening plants are characterized by their high quality and availability, simple operation and impressive versatility. In close partnership with test customers, our plant systems are subjected to thorough testing and are continually optimized. Series production does not start until high performance and cost-effectiveness are guaranteed.

KLEEMANN PLANT GÖPPINGEN

COMPETENCE AS TRADITION

Efficient crushing and screening plants.

The mobile crushing and screening plants from KLEEMANN are characterized by their simple operability and well-thought-out machine design. The plants impress with a high performance and top output with small to very large batch sizes. Thanks to efficient drive concepts and special solutions for the reduction of noise and dust emissions, the plants also excel with regard to sustainability.



KLEEMANN PRODUCT RANGE

Page

- **06 MOBICAT**
Mobile jaw crushers
- **10 MOBIREX**
Mobile impact crushers
- **14 MOBICONE**
Mobile cone crushers
- **18 MOBISCREEN**
Mobile screening plants
- **22 MOBIBELT**
Mobile stackers

MOBICAT

Mobile jaw crushers



Diesel-direct / diesel-electric
Drive concepts

Up to 717 US t/h
Feed capacity

Natural stone and recycling
Application fields

The crushing plants from the MOBICAT series are used for pre-crushing almost all types of natural stone and for recycling. The MOBICAT crushing plants' output is not determined by the jaw crusher alone. The optimized interaction of all components

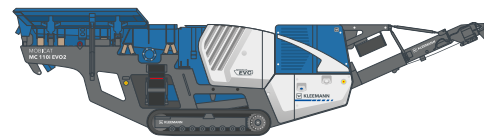
also plays a decisive role. And of course, costs and environmental compatibility, plant availability, versatility and quality of the final product are all extremely important as well.



MC 100i EVO

Feed capacity up to approx.	243 US t/h ¹⁾
Crusher inlet (W x D)	37" x 22"
Weight	74,550 - 83,850 lbs
Engine power	208 hp


- > Low-consumption, D-DRIVE diesel-direct drive
- > Hydraulic crushing gap adjustment via control system
- > Crusher unblocking system (option)
- > Feeding unit with integrated primary screening



MC 110i EVO2

Feed capacity up to approx.	441 US t/h ¹⁾
Crusher inlet (W x D)	44" x 28"
Weight	102,000 - 106,950 lbs
Engine power	326 hp

- > Low-consumption, D-DRIVE diesel-direct drive
- > Independent double-deck prescreen
- > Innovative overload and control systems
- > Crusher unblocking system (option)
- > Intuitive operating concept SPECTIVE



MC 120i PRO

Feed capacity up to approx.	717 US t/h ¹⁾
Crusher inlet (W x D)	48" x 32"
Weight	169,800 - 189,600 lbs
Engine power	493 hp

- > E-DRIVE diesel-electric drive
- > Option for external power supply
- > Independent double-deck prescreen
- > Discharge chute (option)
- > Crusher unblocking system (option)

¹⁾ depending on the type and composition of the feed material, the feed size, prescreening and the final grain size to be achieved

MOBIREX

Mobile impact crushers



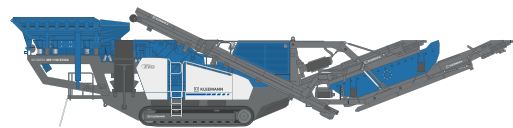
Diesel-direct / diesel-electric
Drive concepts

Up to 661 US t/h
Feed capacity

Natural stone and recycling
Application fields

The mobile MOBIREX impact crushers are used in soft to medium-hard natural stone and in recycling. The performance of the plants is immense - not just in terms of pure volume reduction. The focus today is on cost and environmental awareness, availability, versatility and, above all, the quality of

final product to be achieved. The MOBIREX plants crush stone so efficiently that the grain shape, grain size distribution and cleanness comply with the strict standards for concrete and asphalt aggregates.



MR 110i EVO2

Feed capacity up to approx.	386 US t/h ¹⁾
Crusher inlet (W x D)	44" x 31"
Weight	120,150 - 133,500 lbs
Engine power	493 hp

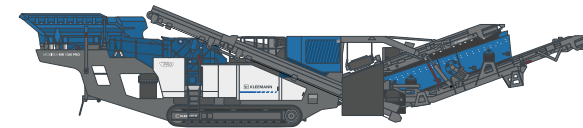
- > Low-consumption, D-DRIVE diesel-direct drive
- > Hydraulic crushing gap adjustment via control system
- > Independent double-deck prescreen
- > Intuitive operating concept SPECTIVE
- > Lock & Turn safety system
- > Single- or double-deck post screening unit (option)



MR 130i EVO2

Feed capacity up to approx.	496 US t/h ¹⁾
Crusher inlet (W x D)	52" x 36"
Weight	132,300 - 140,550 lbs
Engine power	493 hp

- > Low-consumption, D-DRIVE diesel-direct drive
- > Hydraulic crushing gap adjustment via control system
- > Independent double-deck prescreen
- > Intuitive operating concept SPECTIVE
- > Lock & Turn safety system
- > Single-deck post screening unit (option)



MR 130i PRO

Feed capacity up to approx.	661 US t/h
Crusher inlet (W x D)	52" x 36"
Weight	141,150 - 183,000 lbs
Engine power	641 hp

- > E-DRIVE diesel-electric drive
- > Option for external power supply
- > Independently vibrating prescreen
- > Intuitive operating concept SPECTIVE
- > Lock & Turn safety system
- > Large double-deck post screening unit (option)

¹⁾ depending on the type and composition of the feed material, the feed size, prescreening and the final grain size to be achieved

MOBICONE

Mobile cone crushers



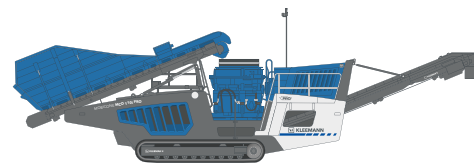
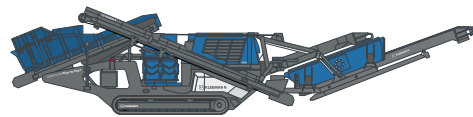
Up to 10"
Maximum feed size

Up to 518 US t/h
Feed capacity

Natural stone
Application fields

The mobile cone crushers MOBICONE are used in medium-hard to hard and abrasive natural stone as well as for raw material preparation in mining applications. The cone crushers

deliver excellent cubic final grains in the 2nd and 3rd crushing stage and are particularly suitable for linking with primary crushers and screening plants.



MCO 90i EVO2

Feed capacity up to approx.	298 US t/h ¹⁾
Crusher diameter	38"
Weight	74,100 - 106,950 lbs
Maximum feed size	8"

- > Low-consumption, D-DRIVE diesel-direct drive
- > Continuous crusher loading thanks to CFS
- > Innovative overload systems
- > Intuitive operating concept SPECTIVE
- > Hydraulic crushing gap adjustment via control system
- > Single- or double-deck post screening unit (option)

MCO 110i PRO

Feed capacity up to approx.	518 US t/h ¹⁾
Crusher diameter	44"
Weight	111,450 - 126,600 lbs
Maximum feed size	10"

- > E-DRIVE diesel-electric drive
- > Option for external power supply
- > Continuous crusher loading thanks to CFS
- > Innovative overload systems
- > Intuitive operating concept SPECTIVE
- > Hydraulic crushing gap adjustment via control system

¹⁾ closed circuit

MOBISCREEN

Mobile screening plants



Classifying screens

Feed size 0 - 7.9"

Scalper

Feed size 0 - 16"

Up to 551 US t/h

Feed capacity


Natural stone and recycling

Application fields

The MOBISCREEN mobile screening plants are used for screening almost all natural stone types and in recycling. The classifying screens and scalpers are available in a double- or triple-deck version, with hydraulic drives.

The areas of application of the MOBISCREEN plants are multifaceted. A large number of suitable screen surfaces are available for achieving the different final grain sizes and for different feed material.

Scalper



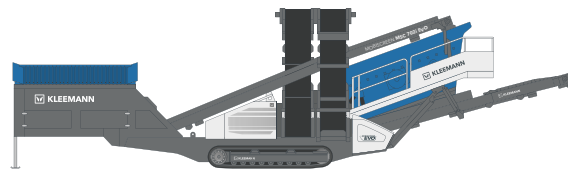
MSS 802i EVO

Feed capacity up to approx.	551 US t/h
Screen size (W x L)	5' 1" x 16'
Weight	70,350 - 84,900 lbs
Engine power	133 hp

- > Scalper screen with two screen decks
- > H-DRIVE diesel-hydraulic drive
- > For natural stone and recycling applications
- > Maximum feed size: 32" x 20" x 12"
- > Option for external power supply



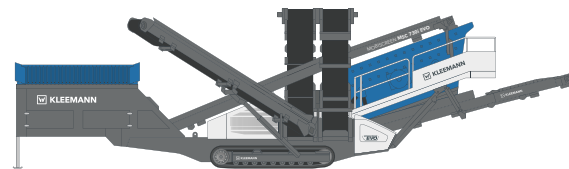
Classifying screens



MSC 702i EVO

Feed capacity up to approx.	386 US t/h
Screen size (W x L)	5' 1" x 14' 9"
Weight	71,400 - 81,900 lbs
Engine power	98 hp

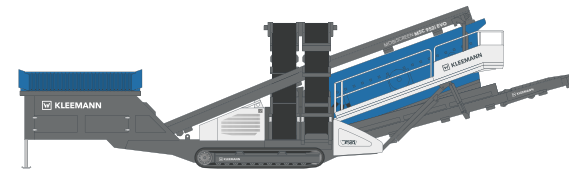
- > Double-deck screening plant
- > H-DRIVE diesel-hydraulic drive
- > For natural stone and recycling applications
- > Maximum feed size: 7" x 4" x 3"
- > Option for external power supply



MSC 703i EVO

Feed capacity up to approx.	386 US t/h
Screen size (W x L)	5' 1" x 14' 9"
Weight	78,150 - 88,800 lbs
Engine power	98 hp

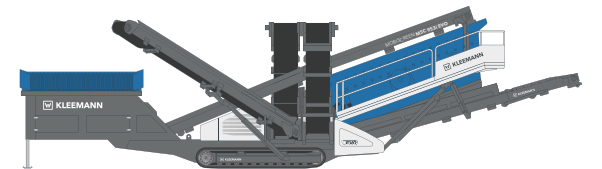
- > Triple-deck screening plant
- > H-DRIVE diesel-hydraulic drive
- > For natural stone and recycling applications
- > Maximum feed size: 7" x 4" x 3"
- > Option for external power supply



MSC 952i EVO

Feed capacity up to approx.	551 US t/h
Screen size (W x L)	5' 1" x 20'
Weight	77,100 - 87,750 lbs
Engine power	131 hp

- > Double-deck screening plant
- > H-DRIVE diesel-hydraulic drive
- > For natural stone and recycling applications
- > Maximum feed size: 7" x 4" x 3"
- > Option for external power supply



MSC 953i EVO

Feed capacity up to approx.	551 US t/h
Screen size (W x L)	5' 1" x 20'
Weight	85,500 - 96,150 lbs
Engine power	131 hp

- > Triple-deck screening plant
- > H-DRIVE diesel-hydraulic drive
- > For natural stone and recycling applications
- > Maximum feed size: 7" x 4" x 3"
- > Option for external power supply

MOBIBELT

Mobile stackers

The MOBIBELT mobile stackers are used for efficient logistics processes on work sites. They flexibly extend the operating range of crushing and screening plants - for larger stockpiles, improved work site logistics and all this combined with simple operation.



KT 65-2

Feed capacity up to approx.	350 US t/h
Hopper volume	1.30 yd ³
Belt length	65'
Weight	24,300 lbs

- > Track-mounted stacker
- > H-DRIVE diesel-hydraulic drive
- > For natural stone and recycling applications
- > 65' long conveyor



KT 80-2

Feed capacity up to approx.	350 US t/h
Hopper volume	1.33 yd ³
Belt length	80'
Weight	25,950 lbs


- > Track-mounted stacker
- > H-DRIVE diesel-hydraulic drive
- > For natural stone and recycling applications
- > 80' long conveyor



KW 80-2

Feed capacity up to approx.	350 US t/h
Hopper volume	1.33 yd ³
Belt length	80'
Weight	22,650 lbs

- > Wheeled mobile stacker
- > H-DRIVE diesel-hydraulic drive
- > For natural stone and recycling applications
- > 80' long conveyor



KW 100-2

Feed capacity up to approx.	490 US t/h
Hopper volume	1.33 yd ³
Belt length	100'
Weight	29,100 lbs

- > Wheeled mobile stacker
- > H-DRIVE diesel-hydraulic drive
- > For natural stone and recycling applications
- > 100' long conveyor

YOUR WIRTGEN GROUP CUSTOMER SUPPORT

Service you can always rely on.

Place your trust in our reliable and fast support during the complete life cycle of your machine. Our wide service offer includes suitable solutions to meet all of your challenges.



Service

We keep our service promises – with fast and simple assistance both on the building site as well as in our professional workshops. Our Service team has received expert training. Thanks to special tools, repair, care and maintenance work is completed quickly. Upon request, we can support you with tailored service agreements.

> www.wirtgen-group.com/service



Spare parts

Original parts and accessories from WIRTGEN GROUP can ensure the high reliability and availability of your machines long term. Our experts will be glad to advise you on application-focused wear part solutions. Our parts are available worldwide, at any time and are easy to order.

> parts.wirtgen-group.com



Training

Staff responsible for the WIRTGEN GROUP's product brands are specialists in their areas and have decades of application experience. Our customers also greatly benefit from these experts. In our WIRTGEN GROUP training courses, we gladly pass on our knowledge to operators and service personnel.

> www.wirtgen-group.com/training



Telematics solutions

Construction machines with leading technology and perfected telematics solutions work hand-in-hand in the WIRTGEN GROUP. Intelligent monitoring systems such as WITOS or JDLink* not only facilitate the maintenance planning of your machines but also increase productivity and savings.

> www.wirtgen-group.com/telematics

* WITOS and JDLink are not currently available in all countries. Please consult your applicable branch or dealer if you have any questions in this area.



**WIRTGEN AMERICA**

6030 Dana Way
Antioch, TN 37013
USA

T: +1 615 501 0600
M: info.america@wirtgen-group.com

 www.wirtgen-group.com/america