

Tracked Paver

SUPER 1800-5(i)



PERFECT IN ALL CLASSES

The right paver for every job

VÖGELE's seamless product range is considered unique in the industry. Whether a service road or a motorway, an airfield or a race track, a new construction or a rehabilitation job, thick or thin, hot or cold – customers will find that our range of pavers includes the right machine for every paving task.

VÖGELE PRODUKTPALETTE

MINI CLASS

- > Einbaubreite bis 3,50 m
- > Einbaukapazität bis 300 t/h

COMPACT CLASS

- > Einbaubreite bis 5,00 m
- > Einbaukapazität bis 350 t/h

UNIVERSAL CLASS

- > Einbaubreite bis 10,00 m
- > Einbaukapazität bis 700 t/h

HIGHWAY CLASS

- > Einbaubreite bis 18,00 m
- > Einbaukapazität bis 1.800 t/h

SPECIAL CLASS

- > SprayJet
- > InLine Pave

POWERFEEDER

- > MT 3000-3(i) Standard
- > MT 3000-3(i) Offset

"DASH 5" EQUIPPED FOR THE FUTURE

We deliberately skipped a generation for the new "Dash 5" series of pavers and put all the features of our pavers on the test bench. The aim was to develop a generation of pavers which have maximum output whilst keeping pace with the breakneck speed of technical progress.

To be perfectly set up for both the present and the future requires a flexible, modular system which can accommodate requirements as they come up. We have taken a fresh look at our pavers and identified four central areas which have been, still are and will continue to be key for the development of our machines.



User-friendly Operation
We always start with activities in the field, evaluating the experience of operating teams and integrating that knowledge in our new developments. We claim to deliver safety, maximum user-friendliness, self-explanatory handling and practical ergonomic features.



Process Automation
Technology leadership is part of VÖGELE's DNA: We develop our products innovatively on the basis of decades of experience, so that they meet global standards and keep on setting new benchmarks. Automating processes with assistance and control systems assures precision, efficiency and process stability.



Cost-efficiency
Time, money and cost-efficiency are key factors in the success of road construction. We keep an eye on our customers' absolute costs and find solutions to reduce setup times, improve logistics and increase machine availability.



Sustainability
Environmental issues and legislation are challenges we are prepared to face. We use the latest drive systems and an efficient paver design to reduce fuel and noise emissions whilst maintaining output at the same level.

SUMMARY OF HIGHLIGHTS

Perfectly equipped

DRIVE

01 Drive Concept

- > Powerful and efficient diesel engine.
- > ECO mode with 128/127 kW at 1,700 rpm reduces consumption as well as noise and exhaust emissions.

SUSTAINABILITY | GREEN SOLUTION

02 VÖGELE EcoPlus

- > Low-emissions package to reduce fuel consumption and noise emissions even further.

MATERIAL MANAGEMENT

03 Receipt of Mix

- > PaveDock Assistant to improve communication during transfer of material.
- > PaveDock push-rollers for safe feeding with material without jolts.
- > Large material hopper with a capacity of 13 tonnes for simple feeding with material.

04 Flow of Material

- > Combined control of conveyor and auger for better paving quality and reduced fuel consumption.
- > Heated prevents material sticking and ensures a perfect flow of material and surface quality, especially with materials which are difficult to process.
- > Power Tunnel for an optimum head of material in front of the screen when paving variable widths without bolt-on extensions.

OPERATION

05 ErgoPlus 5 Operating System

- > Next step in the evolution of VÖGELE's tried and tested operating concept.
- > Better overview, greater comfort and ergonomics.
- > Somewhere to store smart devices.
- > Equipped for the future with ErgoPlus 5 Premium Touch.

06 Convenience Package

- > The Convenience Package delivers greater comfort and convenience for operators of both pavers and screeds.
- > Paver Access Control makes the paver ready for operation and transport more quickly (PAC).

07 Light Package and Light Package Plus

- > Greater convenience and safety in the dark.
- > Greater visibility for a more reliable work process.
- > Integrated lighting reduces setup time during night working.

AUTOMATION

08 Niveltronic Plus

- > Automated Grade and Slope Control for a perfect paving result.
- > Particularly simple and user-friendly operation.
- > Wide selection of sensors facilitates flexible application.

09 Niveltronic Plus Assist

- > Precision paving of predefined transverse pavement profiles.
- > Constant monitoring of paving parameters entered.

10 AutoSet Plus

- > AutoSet Plus functions for safe, rapid repositioning on the job site and for saving individual paving programs.

PAVING

11 Wide Range of Applications

- > Wide range of potential applications at pave widths up to 10 m.
- > All screeds available with high-compaction technology.


12 New-Generation Screeds

- > Dual Shift for rapid tamper stroke adjustment.
- > Simplified attachment of bolt-on extensions.
- > Optimised screed heating for quicker heating-up.



VÖGELE
SUSTAINABILITY

VÖGELE SUSTAINABILITY is our name for innovative technologies and solutions which contribute to the sustainability objectives of the WIRTGEN GROUP.



01 Tracked paver with a broad range of applications.
02 ErgoPlus 5 with numerous convenience and automatic functions.
03 AutoSet Plus for more convenient repositioning on the job site.
04 Light Package Plus for optimum illumination of the operating area of the screed.

05 PaveDock sprung push-rollers and PaveDock Assistant communication system ensure optimum material feed.
06 Well-organised, ergonomic workstation.
07 Safe, convenient step onto screed.

THE NEW GENERATION

SUPER 1800-5(i) - the legend continues

The 1800 class from VÖGELE is legendary. No other paver in the world is as popular with road construction professionals. Whilst its drive technology has been fully overhauled, the SUPER 1800-5(i) still retains all the tried and tested features of its predecessor.

Development activities were particularly focused on a significant reduction in fuel consumption to ensure that this Universal Class machine remains fit for the environmental and economic challenges of the future. This mighty power pack features economical fuel consumption and comparatively low noise emissions. The VÖGELE EcoPlus package also achieves a significant reduction in noise.

The ErgoPlus operating system was further improved for the “Dash 5” generation. ErgoPlus 5 is characterised by a good overview, high degree of convenience and perfect ergonomics. The optional touch display with expanded functionalities means the operating system is already fit for the future.

Numerous features automate processes around paving and make it even more convenient and efficient. Paver Access Control makes the paver ready for operation more quickly, AutoSet Plus ensures consistent paving quality, whilst PaveDock facilitates the transfer of material. The Power Tunnel optimises the head of material in front of the screed and Logistic Plus simplifies handling of screed and auger extensions.

All its developments and new features make the SUPER 1800-5(i) the perfect tracked paver to equip our customers for the future. Its compact dimensions - machine length just 4.64 m and maximum pave width 10 m - mean it can be universally deployed, whether for building motorways or inner-city roundabouts.



POWERFUL DRIVE TECHNOLOGY

High output with low consumption

The drive technology of the SUPER 1800-5(i) includes the powerful engine, the large cooler assembly and the splitter gearbox flanged directly to the engine.

The powerful B4.5-C173 four-cylinder diesel engine delivers 129 kW at 2,000 rpm; however, fuel-saving ECO mode, which delivers 127/128 kW at 1,700 rpm, is adequate for many applications, considerably reducing consumption, as well as noise and exhaust emissions.

A large cooler assembly ensures that the power unit always delivers its full output. The temperatures of the diesel engine, charge air and hydraulic oil are always maintained within optimum range, contributing significantly to the durability of both diesel engine and hydraulic oil. Another benefit is that the machine is easy to operate in any climate in the world.

The splitter gearbox supplies all hydraulic consumers with hydraulic oil directly, the advantage being that all the pumps and valves are located at a central point, making them easily accessible. Even the powerful generator for screed heating is flanged directly to the splitter gearbox, made completely maintenance-free by its integrated oil cooling.

129 kW at 2,000 rpm is the diesel engine output

ECO mode at 1,700 rpm reduces operating costs

300-litre capacity fuel tank



■ = coolant cooler
■ = intercooler
■ = hydraulic oil cooler



Exhaust emissions after-treatment, alternative fuels (HVO) and VÖGELE EcoPlus

On engines of exhaust emission Stage V, exhaust emissions after-treatment is provided by the diesel oxidation catalyst (DOC), a diesel particulate filter (DPF) and a selective catalytic reduction (SCR) catalytic converter. The SUPER 1800-5i is also approved for use with alternative fuels such as HVO*. VÖGELE EcoPlus furthermore significantly reduces emissions. This package is capable of reducing consumption and CO₂ emissions by up to 25% and likewise reduces noise.

*Hydrogenated vegetable oils

VÖGELE ECOPLUS

Lower consumption and fewer emissions



Not content with simply ensuring that our road pavers conform to the applicable emissions directives, we like to go much further. The machine concept for the “Dash 5” generation is based on environmentally engineering principles. An important component of this is VÖGELE EcoPlus to reduce consumption and emissions. The package consists of various features which

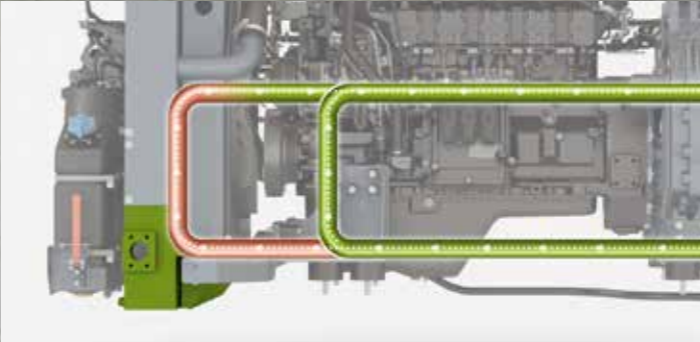
reduce machine consumption. Depending on the application and utilization of the paver, VÖGELE EcoPlus can save up to 25% fuel. This not only means considerable financial savings for companies, but also a positive impact on the environment. That’s because every litre of fuel saved reduces carbon dioxide (CO₂) emissions.



Splitter gearbox with hydraulic pump disengagement feature
When the paver is at a standstill, all the hydraulic pumps for “drive”, “transfer” and “compact” are switched off automatically. The result is reduced fuel consumption.



Energy-optimized tamper drive
The tamper is driven by a variable displacement pump. This always delivers only the exact amount of oil needed for the current tamper speed. Not a drop more or less.



Controlled hydraulic oil temperature circuit
A bypass circuit gets the hydraulic oil to its optimum operating temperature very quickly, enabling rapid, fuel-saving operation of the paver.



Media temperature-managed fan control
Media temperature-managed fan control adapts fan output automatically to suit the consumer being supplied. In other words, the temperatures of hydraulic fluid, engine charge air, cooling water and the ambient air are controlled within a closed control circuit and cooler output is adapted accordingly.

EFFICIENT TRANSMISSION OF TRACTIVE POWER

High-quality separate hydraulic drives are essential components of our drive concept. They allow our pavers to operate to a very high standard and thus extremely cost-efficiently. Since the traction drive units are directly integrated into the sprockets of the crawler tracks, engine output is translated into pave speed without any loss of power.

- > The hydraulic systems for the drive, for material handling and distribution and for the compacting systems are arranged in independent closed circuits and achieve the best possible degree of efficiency as a result.
- > Long crawler tracks with a large footprint deliver maximum tractive effort, ensuring a constant forward speed even when operating on difficult terrain.
- > Separate electronically-controlled drives in both crawler tracks ensure positive tracking when moving straight and accurate cornering.

Hydraulic drives

directly in the sprockets of the crawler tracks

Consistent positive tracking

when moving straight as a result of separate electronically-controlled drives

Long crawler tracks

for maximum traction



PAVEDOCK ASSISTANT AND PAVEDOCK -

For a reliable process when transferring material to the paver

PaveDock Assistant

Among other factors, a constant feed rate is essential for high-quality, even paving. PaveDock Assistant was developed specifically for this purpose. This assistance system handles communication between the paver operator and the truck driver.

The core of this communication system is formed by the signal lights mounted on the right and left of the paver's hardtop and the associated controls on the paver operator's ErgoPlus 5 console. The signal lights have two clear signals - green for "Dock" and red for "Stop".

PaveDock Assistant

facilitates communication during transfer of material to the paver

PaveDock sprung push-rollers

guarantee reliable feeding with material without jolts



01

- 01 Two signals which are easy to see, even from a distance: a red and a green diamond.
- 02 Controls for the signal lights on the paver operator's console.
- 03 To make it easier for the material truck to dock, the rubber baffles to the left and right of the hopper front have reflective markings.



02



03

PaveDock

PaveDock ensures higher pave quality. The sprung push-rollers efficiently absorb jolts from material trucks so that these are not transmitted to the paver and thus to the asphalt.

The push-rollers also oscillate, which even allows trucks to be pushed on bends.



Truck push-rollers which are especially wide and oscillating allow convenient, jolt-free feeding of material by material trucks, even on bends. The push-rollers can be adjusted fully in the longitudinal direction to adapt them to suit the geometry of the material truck.

PERFECT MATERIAL MANAGEMENT FOR PERFECT PAVING QUALITY

A continuous flow of material is key to ensuring uninterrupted, high-quality paving, which is why we attach such importance to professional material management when designing our pavers.

All our development efforts focus on simple operation and the best possible overview for the paving team. Like all VÖGELE pavers, the SUPER 1800-5(i), too, is clean, reliable and quick to feed.

Deep and wide container walls and hard-wearing container front skirts make it easy for the truck to load the material. For easier docking of the mix truck, the container front protection skirts have reflective markings on the left and right.

Wide, oscillating push-rollers facilitate convenient, smooth supply by feed vehicles, even on bends.

The hydraulic hopper front flap ensures that the complete quantity of mix reaches the material conveying process. The large-volume receiving container offers a capacity of 13 tonnes. This means that even in difficult feeding situations, such as under bridges, sufficient mix is available for paving.



- 01 Proportionally controlled mix feed with permanent quantity monitoring ensures uniform, precisely fitting paving material.
- 02 Optimised blades of the spreading auger ensure perfect distribution of the mix even with large working widths.
- 03 The optional Power Tunnel is ideal for changing installation widths.



The transverse material feed in front of the screed ensures an optimum supply of mix in every paving situation. Powerful individual hydraulic drives of the scraper belt and spreading auger enable high paving capacities of up to 700 tonnes per hour. The control signals of the scraper belt and distribution auger are combined so that a uniform material flow and a consistent mix feed are guaranteed. This not only avoids peak loads, but also reduces fuel consumption.

Power Tunnel
The Power Tunnel is perfect for changing widths when paving without widening. The hydraulically adjustable limiting plates automatically adjust to the screed width and ensure optimum mix placement in front of the screed, even when the screed extensions are fully extended. This increases the paving quality in terms of evenness and pre-compaction.

VÖGELE > GOOD TO KNOW

Heated auger plough

The heated plough on the centre bearing block of the spreading auger effectively prevents mix from sticking during paving and makes an important contribution to perfect paving results. In addition, the plough's geometry distributes the mix evenly to both sides. The heated plough particularly facilitates the laying of low-temperature asphalt (NTA).



AUTOSET PLUS

Automated processes

The two functions of AutoSet Plus automate routine tasks, allowing work processes to be carried out more quickly and with greater control. The transfer and transport function makes it much easier to switch between two construction sections. The memory function allows paving programmes created by the operator to be reactivated.

AutoSet Plus relocation function

AutoSet Plus is especially helpful when the machine frequently has to be moved on the job site.

With just one press of the Execute button, the distribution auger, the hydraulic hopper front flap and the track pre-scrapers are raised to the uppermost position. The screed and the screed tow point rams are moved into transport position. And the screed is also locked hydraulically in transport position.

The scraper belts are reversed for a short time, which prevents mix from falling off while driving. The machine is now ready for transport.

After repositioning, pressing the Execute button again returns everything to the previously stored working position. This ensures that no settings are lost when changing back and forth between Pave and Job Site modes. It also effectively prevents any damage to the machine.



- Advantages of the paving programme function:
- > Automated configuration of the paver.
 - > Stores all paving-relevant parameters.
 - > Selection of stored paving programmes.
 - > Reproducible quality.



AutoSet Plus Paving Programmes

The automatic function for installation programmes allows the operator to create installation programmes. All important parameters for the paving of a specific layer can be saved, e.g. base course of asphalt concrete 18 cm thick.

On the display of his console, the paver operator saves the values set for the compacting systems (tamper and vibrator speed, pressure for the pressure bars), height of the augers, position of the tow point rams, pressure for Screed Assist and the pave speed in his program. He also enters the amount of

crown and the screed temperature. The program is completed with additional information on the material being used, the layer thickness and the pave width.

The saved installation programmes can be recalled and activated via the menu. This ensures that exactly the same settings are always used and thus a consistent quality is achieved.

ERGOPLUS 5 OPERATING CONCEPT

Simple, user-friendly and ergonomic

An innovative machine with the latest technology also includes an advanced operating concept. This must be easy and intuitive to use and at the same time ergonomic. Operating concept ErgoPlus 5 puts the operator at the centre. In this way, we ensure that they always have full control over the machine and the construction project. This starts with the ergonomic workplace on the operating platform, and extends to the intuitive and simple operation of the operator and screed console, right through to the integrated levelling system Niveltronic Plus. ErgoPlus 5 supports the operator, is self-explanatory and, as it builds on the proven ErgoPlus 3, is easy to learn.



ErgoPlus 5 Paver operator's console
Next evolutionary step of the proven operating concept of VÖGELE

ErgoPlus 5 operator platform
Better overview und more comfort and ergonomics

Niveltronic Plus and Niveltronic Plus Assist
Improved system for automated grade and slope control with Niveltronic Plus assist

Compared to its predecessor, ErgoPlus 5 offers even greater ease of use and improved ergonomics. For example, the low profile driver's control console allows for more legroom and a more comfortable seating position.

- 01 ErgoPlus 5 Driver and screed control consoles**
 - > ErgoPlus 5 Driver control console with lower overall height
 - > SmartWheel for steering, fine steering/steering trim via setpoint generator
 - > Can be configured with the Premium Touch display as an option
- 02 Niveltronic Plus and Niveltronic Plus Assist**
 - > Automated grade and slope control for a perfect paving result
 - > Wide range of sensors enables flexible use
 - > Particularly simple and user-friendly operation
 - > Precision paving of predefined cross-sections
 - > Constant monitoring of entered installation parameters
- 03 ErgoPlus 5 operator platform**
 - > Perfect view of all important points
 - > Ergonomic seating position due to individual adjustment options
 - > Fixed roof for optimum weather protection
 - > Convenient and secure access



ERGOPLUS 5 OPERATOR'S CONSOLE

Clearly arranged in line with experience from the field

The paver operator's console is extremely clear and has been designed according to practical principles. All functions are combined into logical groups, so that the operator finds each function exactly where he would expect it to be. Even with ErgoPlus 5, the function keys can be felt and operated with gloves. Once a button is pressed, off you go. That is due to the "Touch and Work" principle. The desired function is therefore carried out directly - without further confirmation.

Storage options and a 24 V socket for charging mobile devices have also been thought of.

The operation of individual functions such as steering, fine steering, PaveDock Assistant and AutoSet is considerably simplified and logical to use. The SUPER 1800-5(i) is steered with an easy-to-grip SmartWheel. The fine steering is done via a potentiometer. With this, the paver can be finely controlled with extreme precision.

01 Propulsion and steering

All functions for moving the paver are grouped here, for example, the main travel switch, the operating mode selector and the setpoint generator for the pave speed. For extended bends with a constant radius, the desired curve can be preselected on the right-hand side of the paver operator's console using the arrow keys for fine steering. The paver automatically follows the desired curve as long as this function is activated.

02 Material management and material containers

For material handling, the controls for conveyor and auger are on the left-hand side. PaveDock Assistant and the material hopper are controlled from the right-hand side of the paver operator's console.

03 Screed

All the controls for the screed are combined in this function group. These include: screed height and width adjustment, Screed Assist, adjustment of the angle of attack and switching on of screed heating.

04 Display

The high-contrast colour display is brilliantly readable, even in poor lighting conditions. Vital information is shown on menu level 1. More paving settings, as well as information about the machine, can be found on secondary levels.

05 ErgoPlus 5 Premium Touch

The ErgoPlus 5 driver's control console is optionally available with additional Premium Touch. The Premium Touch enables an even easier overview and operation of various functions. With Premium Touch, the machine is ideally prepared for digital road construction. The process automation solution Niveltronic Plus Assist and the temperature monitoring of the RoadScan are already clearly presented on the large touch display and can be conveniently operated there.



VÖGELE > GOOD TO KNOW

ErgoPlus 5 operator's console standard

The standard version has additional storage options instead of the touch display.



ERGOPLUS 5 SCREED CONSOLE

Crucial for pavement quality is the screed. Therefore, easy and positive handling of all screed functions is of utmost importance for high-quality road construction. With ErgoPlus 5, the screed operator masters the paving process perfectly, as all functions are easy to understand and clearly arranged.

Push-buttons are provided for regularly required functions operated from the screed operator's console. These are watertight and enclosed in a perceptibly raised ring, so that they are identifiable blindfold simply by touch even when wearing work gloves. Important paver and screed data can be called up and adjusted from the screed operator's console, too.



- 01 The screed control panel can be connected during operation. With Quick Connect, no more cables are needed.
- 02 The rear of the screed control panel has a powerful LED to illuminate the side shield area.

Quick Connect

No connection of a connecting cable necessary, simple and process-safe connection possible during ongoing paving operation

Simpler handling

The flat design allows for easier stowage of the screed control panel



01 Display of the screed operator's console

The display of the screed operator's console allows the screed operator to control and monitor both the left and the right side of the screed. Machine-related parameters such as tamper speed or conveyor speed can be adjusted conveniently via the display panel of the screed operator's console. The clear menu structure, combined with easily understandable, self-explanatory symbols neutral in language, makes operating the display panel both simple and safe.

02 Ergonomic screed width control at two speeds

The width adjustment of the paving screed is carried out fatigue-free by means of the easy-grip SmartWheel. This can be done in two speeds: Slow, for precise screed width control along an edge, or fast, for rapid extension or retraction of the screed.

VÖGELE > GOOD TO KNOW

Hydraulic height adjustment of the side shield

The hydraulically adjustable side plates are operated via one remote control per side. Process-relevant functions can also be perfectly controlled via this remote control.



NIVELTRONIC PLUS AND NIVELTRONIC PLUS ASSIST

Niveltronic Plus

The system for automated grade and slope control Niveltronic Plus is an in-house development of JOSEPH VÖGELE AG and is based on years of experience in the field of levelling technology. Ease of operation, precision and reliability allow any levelling task to be mastered perfectly.

The fully integrated system is optimally matched to the machine technology of the VÖGELE pavers with ErgoPlus operating concept. All wiring and connections, for instance, are integrated in the tractor unit and screed, effectively eliminating any risk of damage to these components.

It goes without saying that VÖGELE offers a particularly large and practical selection of sensors to allow versatile use of the Niveltronic Plus system. Whether car parks, roundabouts or

motorways need to be built or rehabilitated, VÖGELE offers the right sensor for every job-site situation.

Sensors can be changed quickly and easily, as Niveltronic Plus automatically detects every sensor connected - making configuration simpler for the user.

Niveltronic Plus Assist (option)

Niveltronic Plus Assist automates additionally the canopy and transverse profile installation. The parameters for specified distances are entered on the ErgoPlus control consoles and can be monitored accordingly during installation. Niveltronic Plus Assist thus supports the operator in the precise paving of roads in predefined profiles. In addition, the integrated edge follower Edge Control automatically regulates the screed width along a reference.



01



02



03

- 01 The LED sighting crosses also fitted to the sensor provide continuous, clearly visible feedback to the screed operator indicating whether the actual values match the settings made.
- 02 With the Niveltronic Plus Assist option, the parameters for roof and transverse profile installation can be preset and monitored on the screed control console and on the touch display of the driver's control console.
- 03 The two-way split display provides the screed operator with access to both sides of the screed. The symbols provide information at all times, including on the height of the tow point rams, pre-set and actual values and the pre-set sensitivity of the grade and slope control sensors.



VÖGELE > GOOD TO KNOW

Sensors available

Slope sensor

The slope sensor allows the transverse profile to be determined exactly and then paved accurately. The measuring range is $\pm 10\%$.

Variable mechanical grade sensor

The variable mechanical grade sensor can be equipped with skis for referencing from the ground in 30 cm, 1 m and 2 m lengths.

Single-cell sonic sensor


The single-cell sonic sensor emits a sound cone. This allows it to copy references 1:1 without calculating an average. It can be used for referencing from the ground (Ground mode) or from a tensioned wire (Stringline mode).

Multi-cell sonic sensor

The multi-cell sonic sensor, with its four sensors, is highly versatile. By calculating an average, it can compensate for short irregularities in a reference.

Big MultiPlex Ski

The Big MultiPlex Ski compensates for extended undulations. Three multi-cell sonic sensors can be attached to its variable 5 to 13 m long carrier.



ERGOPLUS 5 OPERATOR PLATFORM

Ergonomic, tidy and comfortable

An ergonomic workstation is of key importance in enabling a paver operator to concentrate properly for long periods of time, with the design of the operator's platform a crucial factor. The ErgoPlus 5 paver operator's platform provides plenty of storage space, is clearly arranged and meets stringent health and safety requirements.

Outstanding all-round visibility also increases safety. The operator can monitor everything from his workstation: material feed, material supply and head of mix. With its intelligent design, the ErgoPlus 5 system proves that innovative technology can be controlled ergonomically, efficiently, intuitively and conveniently.

01 Comfortable operator's platform

- > The comfortable paver operator's platform gives an unobstructed view of all crucial areas on the paver such as the material hopper, steering guide and screed.

02 Control console and seats can be moved for an optimum seated position

- > The seats, which swing out to the sides, and the streamlined design of the operator's platform ensure maximum visibility of the auger tunnel, allowing the paver operator to keep an eye on the head of mix in front of the screed at all times.
- > The paver operator's seat and console, as well as the screed consoles can now be adjusted even more easily to personal needs.

03 Hardtop provides excellent protection

- > The modern hardtop made of glass fibre-reinforced polymer material shelters the operator, come rain or shine.

04 Everything in its place

- > The paver operator's platform, with its streamlined design, is well organized, offering the paver operator a professional workplace. The operator's console can be protected by a shatter-proof cover to prevent wilful damage. In addition, the optionally available tool holder ensures order and safety on the screed.

05 Safe and comfortable ascent

- > The walkway and comfortable middle ascent on the screed ensure safe and convenient access to the operator's platform.

06 Perfect access to the maintenance points

- > The very easily accessible maintenance points on the operating platform enable simple and convenient servicing. The large flaps make maintenance much easier.

COMFORT PACKAGE WITH PAVER ACCESS CONTROL (PAC)

Comfortable and quickly ready for use

The comfort package makes the operation of the “Dash 5” road pavers even more comfortable, safe and ergonomic than ever before. The comfort package includes the PAC comfort access, Ergonomic Plus driver’s seats, luggage nets and sound insulation in the roof as well as cup holders.

The Paver Access Control (PAC) convenience access included in the package makes daily commissioning and decommissioning of the paver faster, easier and safer.

All necessary functions can be controlled safely and conveniently from the ground via the Paver Access Control Unit integrated in the screed.



- 01 Luggage nets in the roof and bottle holders on the seats keep the operating platform tidier. The insulation in the canopy reduces heat build-up and noise.
- 02 The comfortable and ergonomic Ergonomic Plus driver's seat has adjustable seat heating and can be rotated $\pm 20^\circ$.

When it is dark, the first thing to do is switch on the paver's lighting. After opening the cover, the diesel engine can be started, the roof erected and the screed lowered for a comfortable climb.

The roof is automatically locked and the machine control is booted. This ensures safety and saves time, as the paver operator cannot forget to lock the screed and can start heating the screed immediately after stepping onto the operating platform.

Paver Access Control Unit



- 01 Ignition on and booting the machine control
- 02 Starting and stopping the diesel engine
- 03 Folding up and down of the roof including locking mechanism
- 04 Raising and lowering of the screed including locking device
- 05 Switching the lighting on/off

Paver Access Control (PAC)

For convenient and safe access to the paver

Hydraulically adjustable canopy

with integrated luggage nets and sound insulation

Operator's seats Ergonomic Plus

with adjustable seat heating and 20° rotatable

LIGHT PACKAGE AND LIGHT PACKAGE PLUS

More comfort in the dark

Light Package

The Light Package makes working in the dark much easier and safer. Good illumination of the workplace reduces the risk of operating errors and accidents.

The Light Package includes the LED lighting of the operator's platform, the two point rams and three freely positionable LED headlights. Also included is a 230 volt Schuko socket and the electrical connections for the light balloons.

Light Package Plus

The Light Package Plus provides even better illumination in the area of the paving screed. Powerful LEDs are integrated into a specially developed canopy extension that completely illuminates the entire working area up to a pave width of 10 metres.

The light output of the LED spotlights is comparable to that of the light balloon, but the main benefit is that there is no need to mount lights and transport them separately. This saves time and money. In addition, the lighting integrated in the canopy is always with you, robust and protected from wind and rain.




01 Perfect illumination of the working area
02 Perfect illumination of the operator's platform
03 Optimum illumination of the tow point rams

With the Light Package Plus, pave widths of up to 10 m and the area 4 m behind the screed are optimally illuminated.



- 01 Integrated LED lighting**
The LED lighting integrated in the canopy and the transverse guide of the control panel optimally illuminate the driver's workplace and all service points accessible from the platform; this makes working in the dark more comfortable and safer.
- 02 Illumination of the tow point rams**
The illumination of the tow point rams makes it easier to check their position in the dark.
- 03 Perfectly illuminated access**
In conjunction with the Comfort Plus Package, activating the comfort access from the screed activates the light in the canopy and optimally illuminates the access to the operator's platform.



VÖGELE SCREEDS

Extending screeds

The extending screeds AB 500 and AB 600 are particularly variable and thus ideally suited for changing paving widths and uneven roadway courses. Their sturdy single-tube telescoping system permits top-precision screed-width control. Even with the screed set to its maximum width, the telescoping tubes are extended by no more than half, thus providing for superb screed stability and zero flexing.

Fixed-width screeds

Fixed-width screeds from VÖGELE deliver absolutely high-quality, perfectly even results. They show their strengths wherever large pave widths have to be handled, when laying down thick layers (e.g. crushed-stone bases) and where high degrees of precompaction have to be achieved. The SUPER 1800-5(i) can be combined with the fixed-width screeds SB 300 and SB 300 HD.

New heating system

for fast and homogeneous heating of the compaction units

Higher efficiency

through improved insulation of the screed heating

24 volt socket

for external light sources and charging smart devices



Dual power shift tamper

The dual power shift tamper is available for extending screeds as well as fixed-width screeds in any width configuration and compaction variant. With this hydraulic tamper stroke adjustment, the tamper stroke can be adjusted quickly and easily. Two options are available: 2 and 4 mm or 4 and 8 mm tamper stroke. The benefits are optimum paving quality due to the correct adjustment to the respective layer thickness, reduced set-up times due to the hydraulic changeover and an extended range of paving applications.

Measurement of screed width

The extending screeds and the hydraulic bolt-on extensions of the rigid screeds can be equipped with a screed width measurement. The exact position of the hydraulic extensions is recorded by means of an integrated path measurement in the hydraulic cylinders. Calibration of the system is no longer necessary. The current width is displayed on both the paver operator's and the screed paver operator's consoles.




Innovative electric screed heating

In order to optimise compaction and produce a smooth surface texture, all compacting elements are heated across full screed width. The screed plates are heated as standard with large-area heating elements. They are thoroughly insulated on top so that the heat is directed 100% to where it is needed: the areas of contact with the mix. Tamper bar and pressure bar(s) are fitted with heating rods for quick and uniform heating from inside. In combination with the latest control technology, this means the entire heating capacity can be controlled automatically.

Great flexibility for fixed-width screeds

High flexibility during installation is offered by the two fixed-width screeds with the extra-wide hydraulic bolt-on extensions. On each side of the screed, the pave width can be adjusted by SmartWheel 1.25 m, thus hydraulically varying the total working width by 2.5 m.

VÖGELE > GOOD TO KNOW



EXTENDING SCREEDS



AB 500

Pave widths

- > Infinitely variable range from 2.55 m to 5 m
- > Larger widths if bolt-on extensions up to a maximum of 8.75 m are added

Compacting systems

- > AB 500 TV with tamper and vibrators
- > AB 500 TP1 with tamper and 1 pressure bar
- > AB 500 TP2 with tamper and 2 pressure bars
- > AB 500 TP2 Plus with tamper and 2 pressure bars for maximum precompaction



AB 600

Pave widths

- > Infinitely variable range from 3 m to 6 m
- > Larger widths if bolt-on extensions up to a maximum of 9.75 m are added

Compacting systems

- > AB 600 TV with tamper and vibrators
- > AB 600 TP1 with tamper and 1 pressure bar
- > AB 600 TP2 with tamper and 2 pressure bars
- > AB 600 TP2 Plus with tamper and 2 pressure bars for maximum precompaction




Logistic Plus: Better logistics - shorter set-up times

With Logistic Plus, all add-on parts of the distribution auger and screed plate, including accessories and fastening material, can be transported safely and tidily. Logistic Plus improves the logistics as well as the set-up time of the machine and thus contributes to economic efficiency.

- > Shorter set-up times when attaching bolt-on extensions
- > Process-safe and fast attachment of bolt-on extensions due to predefined positioning
- > No dismantling of the covers on bolt-on extensions
- > Higher paving quality due to fewer sources of error



AB 500 TV

Built up to maximum pave width



AB 600 TV

Built up to maximum pave width




VÖGELE Single-tube telescoping system

The hydraulic extensions are adjusted in all VÖGELE extending screeds with a single-tube telescoping guide. The three-part, large-diameter telescoping tube (150/170/190 mm diameter) is optimally stabilised even at maximum extension, as even then it is still half clamped. Thanks to the 3-point suspension of the screed's extending units, torsional forces exerted to these units by pressure of the mix cannot affect the screed's telescopic guidance system. Forces are absorbed at the telescoping tube's (1) outer point of attachment to the extending unit, by a fixed guide tube (2) and a sliding restraint system (3). Thanks to this design, the screed's extending units move in and out smoothly, nothing can jam or get stuck.

FIXED-WIDTH SCREEDS

SB 300 TV

Built up to maximum pave width



SB 300 TV

Pave widths


- > Basic width 3 m. Larger widths if bolt-on extensions up to a maximum of 10 m are added
- > Thanks to 125 cm hydraulic bolt-on extensions, pave width is infinitely variable within a range of 2.5 m

Compacting systems

- > SB 300 TV with tamper and vibration
- > SB 300 TP1 with tamper and one pressure bar
- > SB 300 TP2 with tamper and two pressure bars

SB 300 HD

Built up to maximum pave width




SB 300 HD

Pave widths

- > Basic width 3 m. Larger widths if bolt-on extensions up to a maximum of 8 m are added
- > Specially for roadbase applications and therefore without screed heating

Compacting systems

- > SB 300 HD TV with tamper and vibration



Convenient and efficient: practical installation aid

To ensure that the SB screeds are quickly ready for use, even when paving large widths, the attachment of bolt-on extensions has been greatly simplified: a newly developed installation aid helps the operator mount the extensions correctly. As a result, the individual bolt-on extensions can be adjusted quickly and easily, considerably reducing set-up times.

YOUR WIRTGEN GROUP CUSTOMER SUPPORT

Service you can rely on.

You can have confidence in reliable, swift support from us during the entire life cycle of your machine. Our wide range of services is ready with the right solution to every challenge you face.



Service

We keep our service promise with swift, straightforward assistance - on the job site or at our professional workshops. Our service team is trained to a professional standard and dedicated tools ensure that repair, care and maintenance tasks are completed quickly. We can support you with customised service agreements on request.

> www.wirtgen-group.com/service



Spare Parts

WIRTGEN GROUP original parts and accessories assure the long-term reliability and availability of your machines. Our experts will also be pleased to advise you about optimised wear part solutions to suit your application. Our parts are available all over the world at all times and are easy to order.

> parts.wirtgen-group.com



Training

The WIRTGEN GROUP brands are specialists in their field with decades of experience in applications; our customers benefit from this expertise. In our WIRTGEN GROUP training courses, we are delighted to pass our knowledge on to you, customised to suit both operators and servicing staff.

> www.wirtgen-group.com/training



Telematics solutions

Construction machines with leading technology and perfected telematics solutions work hand-in-hand in the WIRTGEN GROUP. The Operations Center* - the digital platform for process, machine and service optimisation - enables you to not only simplify maintenance planning for your machines, but also to increase your productivity and cost-effectiveness.

> www.wirtgen-group.com/telematics

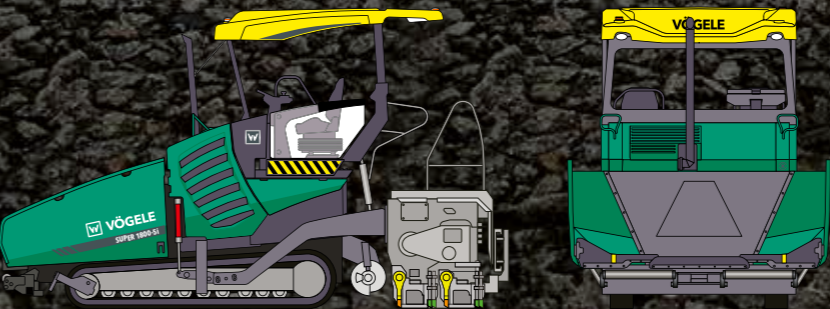
*The John Deere Operations Center™ (formerly WITOS) is currently not available in all countries. Please consult your responsible subsidiary or dealer if you have any questions.

TECHNICAL DATA AT A GLANCE

SUPER 1800-5(i) Tracked paver



TECHNICAL DATA



SUPER 1800-5(i)

- > Maximum pave width: 10 m
- > Maximum laydown rate: 700 t/h
- > Layer thickness: max. 30 cm
- > Transport width: 2.55 m



JOSEPH VÖGELE AG

Joseph-Vögele-Str. 1
67075 Ludwigshafen
Germany

T: +49 621 8105-0

F: +49 621 8105-461

M: marketing@voegele.info

 www.voegele.info



For more information, scan the QR code.